



Coming to work in Finland? You may get your residence permit in just 14 days.

FAST TRACK

**FOR SPECIALISTS, SPECIALISTS AND MANAGERS WITH ICT
PERMIT, EU BLUE CARD HOLDERS & TOP AND MIDDLE MANAGEMENT**




**SUOMI
FINLAND**



**Maahanmuuttovirasto
Migrationsverket
Finnish Immigration Service**



**Funded by the European Union
NextGenerationEU**



FAST TRACK YOUR APPLICATION

If you wish to fast track your application, you can apply for your first residence permit and D visa via the fast track service.


- If your application is approved, you can travel to Finland immediately, even without the residence permit card.
- You cannot apply for an extended permit via the fast track service.
- If you are in Finland already, you cannot apply using the fast track service.

1 CREATE AN ACCOUNT IN THE ONLINE SERVICE ENTER FINLAND

2 FILL IN THE APPLICATION

Fill in the appropriate application for you. On the first page of the application, choose the option: **I want to fast-track the processing of my application.**

- If you intend to apply for a D visa, remember to fill in the D visa section on the first page of the application.



2.1 DELIVERY OF THE RESIDENCE PERMIT CARD

You can travel to Finland immediately without your residence permit card if you apply for a D visa at the same time or you come from a visa-free country.


- State your Finnish address in the application. Your residence permit card will be delivered to your nearest pick-up point in Finland.
- You can also choose to receive your residence permit card in the country where you applied.

2.2 YOUR EMPLOYER MUST SUPPLEMENT YOUR APPLICATION IN TWO WORKING DAYS

Give your employer permission to supplement your application in the section **Employment details**. Your employer will add the terms of employment to your application after you have submitted the application. The terms of employment must be added within **two (2) working days**.



Let your employer know when you have submitted your application.



2.3 SEE THE APPLICATION PAGES TO CHECK WHICH ATTACHMENTS ARE NEEDED

Remember to **attach all the required documents** to your application. See the application pages on our website to check which attachments are needed for your application:

- [Specialist](#)
- [Specialist and managers with intra-corporate transferee permit \(ICT-permit\)](#)
- [EU Blue Card](#)
- [Top and middle management](#)



The attachments must be in Finnish, Swedish or English. If necessary, have the attachments translated.


2.4 APPLICATIONS OF THE FAMILY MEMBERS

Let us know if your family members are applying together with you using the fast track service. **Fill in your child's application during the same session as your own.**

Your spouse will receive a fast track ID number after you have submitted your application. After that, your spouse must submit their own application **within two (2) days**. See [the instructions for family members](#) for detailed information.



Check if your family members need to legalize their attachments that concern family ties.



2.5 PAY THE PROCESSING FEE

Pay the processing fee on the last page of the application.

- If you are also applying for a D visa at the same time, pay the D visa as well.


2.6 CHOOSE A SERVICE POINT

From the list, choose a service point that ends with the letters “VFS”. If there is no VFS Global application centre in your country, choose a Finnish mission (embassy or consulate) as your service point.

3

SUBMIT THE APPLICATION AND RECEIVE YOUR DIARY NUMBER

After submitting the application, you will see instructions on proving your identity. You will also receive your application’s diary number. **You will need the diary number when you book an appointment for proving your identity.**



4 PROVE YOUR IDENTITY WITHIN FIVE WORKING DAYS AT THE SELECTED SERVICE POINT


You must prove your identity within five (5) working days of submitting your application. When booking an appointment, enter your fast track diary number.

- If your family members are applying together with you, enter their fast track diary numbers as well.



Book an appointment for proving your identity at the selected service point immediately.


If your family members are applying together with you, book a family appointment.





BRING WITH YOU TO THE APPOINTMENT


- your diary number. Your family members must bring their own diary numbers.
- a valid passport. If you are also applying for a D visa, the D visa will be affixed to your passport.
- a passport photo complying with the photo guidelines issued by the Finnish police.




5 READ THE DECISION IN ENTER FINLAND


Please wait patiently for the decision. **You will receive a message via Enter Finland** when a decision has been made on your application.

- If you have also applied for a D visa or you come from a visa-free country, your residence permit card will be delivered to your nearest pick-up point in Finland. **You can travel to Finland immediately.**
- If you stated that you want **to receive your residence permit card abroad** and proved your identity at a VFS Global application centre, the card will be delivered to **the nearest Finnish mission** (embassy or consulate). If you proved your identity at a Finnish mission (embassy or consulate), the card will be delivered to **the mission that you visited.**



If you proved your identity at a VFS application centre and are granted a residence permit, book an appointment for a visit at the [Digital and Population Data Services Agency](#) (DVV). The Agency will give you a personal identity code.







THE FAST-TRACK MAY NOT BE POSSIBLE

It is not always possible to expedite the processing of an application. The application cannot be fast-tracked if

- you do not prove your identity within five (5) working days of submitting your application in Enter Finland,
- your employer does not add the terms of employment to your application within two (2) working days from the date you submitted your application in Enter Finland,
- we need to ask you for further information for your application, or
- your application does not meet the requirements for a residence permit for a specialist, a specialist with ICT-permit or an EU Blue Card holder.



You can check the expected processing time of your application on [the application page](#).





THE APPLICATION PAGES

- [Residence permit for a specialist](#)
- [Residence permit for a specialist and manager with intra-corporate transferee permit \(ICT-permit\)](#)
- [Residence permit for an EU Blue Card holder](#)
- [Residence permit for top and middle management](#)

OTHER USEFUL LINKS

- [The Fast Track Service](#)
- [The online service Enter Finland](#)
- [D visa](#)
- [Translation and legalisation](#)
- [The photo guidelines issued by the Finnish police](#)
- [Booking an appointment for proving your identity](#)
- [The Digital and Population Data Services Agency \(DVV\)](#)
- [Instructions for employers](#)
- [Instructions for family members](#)

