



Coming to work in Finland? You may get your residence permit in just 14 days.

# FAST TRACK

**FOR STARTUP ENTREPRENEURS**




**SUOMI  
FINLAND**



**Maahanmuuttovirasto  
Migrationsverket  
Finnish Immigration Service**



Funded by the European Union  
NextGenerationEU



# FAST TRACK YOUR APPLICATION

**If you wish to fast track your application, you can apply for your first residence permit and D visa via the fast track service.**


- If your application is approved, you can travel to Finland immediately, even without the residence permit card.
- You cannot apply for an extended permit via the fast track service.
- If you are in Finland already, you cannot apply using the fast track service.

## **1** **CREATE AN ACCOUNT IN THE ONLINE SERVICE ENTER FINLAND**

## **2** **OBTAIN A POSITIVE ELIGIBILITY STATEMENT**

You must obtain a positive Eligibility Statement from Business Finland **before you can apply for a residence permit.**

- Apply for the statement in **Enter Finland**. You can submit your residence permit application after receiving a positive statement to your Enter Finland account.
- **Only one person in your start-up team needs to apply** for the statement and share it with the rest of the team.





## 3 FILL IN THE APPLICATION


Fill in the application Residence permit for a start-up entrepreneur. On the first page of the application, choose the option: **I want to fast-track the processing of my application**.

- If you intend to apply for a D visa, remember to fill in the D visa section on the first page of the application.

### 3.1 DELIVERY OF THE RESIDENCE PERMIT CARD

**You can travel to Finland immediately without your residence permit card** if you apply for a D visa at the same time or you come from a visa-free country.

- State your Finnish address in the application. Your residence permit card will be delivered to your nearest pick-up point in Finland.
- You can also choose to receive your residence permit card in the country where you applied.




### 3.2 SEE THE APPLICATION PAGES TO CHECK WHICH ATTACHMENTS ARE NEEDED

Remember to **attach all the required documents** to your application. See [the application page](#) on our website to check which attachments are needed for your application.



**The attachments must be in Finnish, Swedish or English. If necessary, have the attachments translated.**




## 2.4 APPLICATIONS OF THE FAMILY MEMBERS

Let us know if your family members are applying together with you using the fast track service. **Fill in your child's application during the same session as your own.**

**Your spouse will receive a fast track ID number** after you have submitted your application. After that, your spouse must submit their own application **within two (2) days**. See [the instructions for family members](#) for detailed information.



**Check if your family members need to legalize their attachments that concern family ties.**



**2.5 PAY THE PROCESSING FEE**

Pay the processing fee on the last page of the application.

- If you are also applying for a D visa at the same time, pay the D visa as well.


**2.6 CHOOSE A SERVICE POINT**

From the list, choose a service point that ends with the letters “VFS”. If there is no VFS Global application centre in your country, choose a Finnish mission (embassy or consulate) as your service point.

**3**

**SUBMIT THE APPLICATION AND RECEIVE YOUR DIARY NUMBER**

After submitting the application, you will see instructions on proving your identity. You will also receive your application’s diary number. **You will need the diary number when you book an appointment for proving your identity.**



# 4 PROVE YOUR IDENTITY WITHIN FIVE WORKING DAYS AT THE SELECTED SERVICE POINT




**You must prove your identity within five (5) working days of submitting your application.** When booking an appointment, enter your fast track diary number.


- If your family members are applying together with you, enter their fast track diary numbers as well.



**Book an appointment for proving your identity at the selected service point immediately.**

**If your family members are applying together with you, book a family appointment.**






**!**

### BRING WITH YOU TO THE APPOINTMENT

- your diary number. Your family members must bring their own diary numbers.
- a valid passport. If you are also applying for a D visa, the D visa will be affixed to your passport.
- a passport photo complying with the photo guidelines issued by the Finnish police.







# 5 READ THE DECISION IN ENTER FINLAND


Please wait patiently for the decision. **You will receive a message via Enter Finland** when a decision has been made on your application.

- If you have also applied for a D visa or you come from a visa-free country, your residence permit card will be delivered to your nearest pick-up point in Finland. **You can travel to Finland immediately.**
- If you stated that you want **to receive your residence permit card abroad** and proved your identity at a VFS Global application centre, the card will be delivered to **the nearest Finnish mission** (embassy or consulate). If you proved your identity at a Finnish mission (embassy or consulate), the card will be delivered to **the mission that you visited.**



If you proved your identity at a VFS application centre and are granted a residence permit, book an appointment for a visit at the [Digital and Population Data Services Agency](#) (DVV). The Agency will give you a personal identity code.







## THE FAST-TRACK MAY NOT BE POSSIBLE

It is not always possible to expedite the processing of an application. The application cannot be fast-tracked if

- you do not prove your identity within five (5) working days of submitting your application in Enter Finland,
- your employer does not add the terms of employment to your application within two (2) working days from the date you submitted your application in Enter Finland,
- we need to ask you for further information for your application, or
- your application does not meet the requirements for a residence permit for a startup entrepreneur.



You can check the expected processing time of your application on [the application page](#).





## THE APPLICATION PAGE

- [Residence permit for a startup-entrepreneur](#)

## OTHER USEFUL LINKS

- [Business Finland](#)
- [The Eligibility Statement](#)
  
- [The Fast Track Service](#)
- [The online service Enter Finland](#)
- [D visa](#)
  
- [Translation and legalisation](#)
- [The photo guidelines issued by the Finnish police](#)
- [Booking an appointment for proving your identity](#)
- [The Digital and Population Data Services Agency \(DWV\)](#)
  
- [Instructions for family members](#)

