



**Maahanmuuttovirasto  
Migrationsverket  
Finnish Immigration Service**




**ASYLUM, MIGRATION  
AND INTEGRATION FUND**

Supported by the European Union

# Information about the asylum process 1



**Adults**



## During this session you will receive information on

- How is your application for asylum processed?
- What are your rights and obligations?
- What is the asylum interview and how you can prepare for it?
- How can you get legal aid?
- Where can you get more information and assistance?

## You have applied for asylum in Finland.

- You have submitted your application to the police or the Finnish Border Guard.
- After this your application has been referred to the Finnish Immigration Service for processing. It will make a decision on your application.
- **The reception centre employees have no influence on the decision-making in the asylum process and they can not give you detailed advise in your own asylum case.**
- It is important that you:
  - listen to the authorities and co-operate with them
  - attend any appointments and info sessions that you are invited to
  - tell the truth and your true personal details to the authorities
  - inform the authorities if you do not understand the interpreter
  - ask for advice if you do not know how you should proceed.

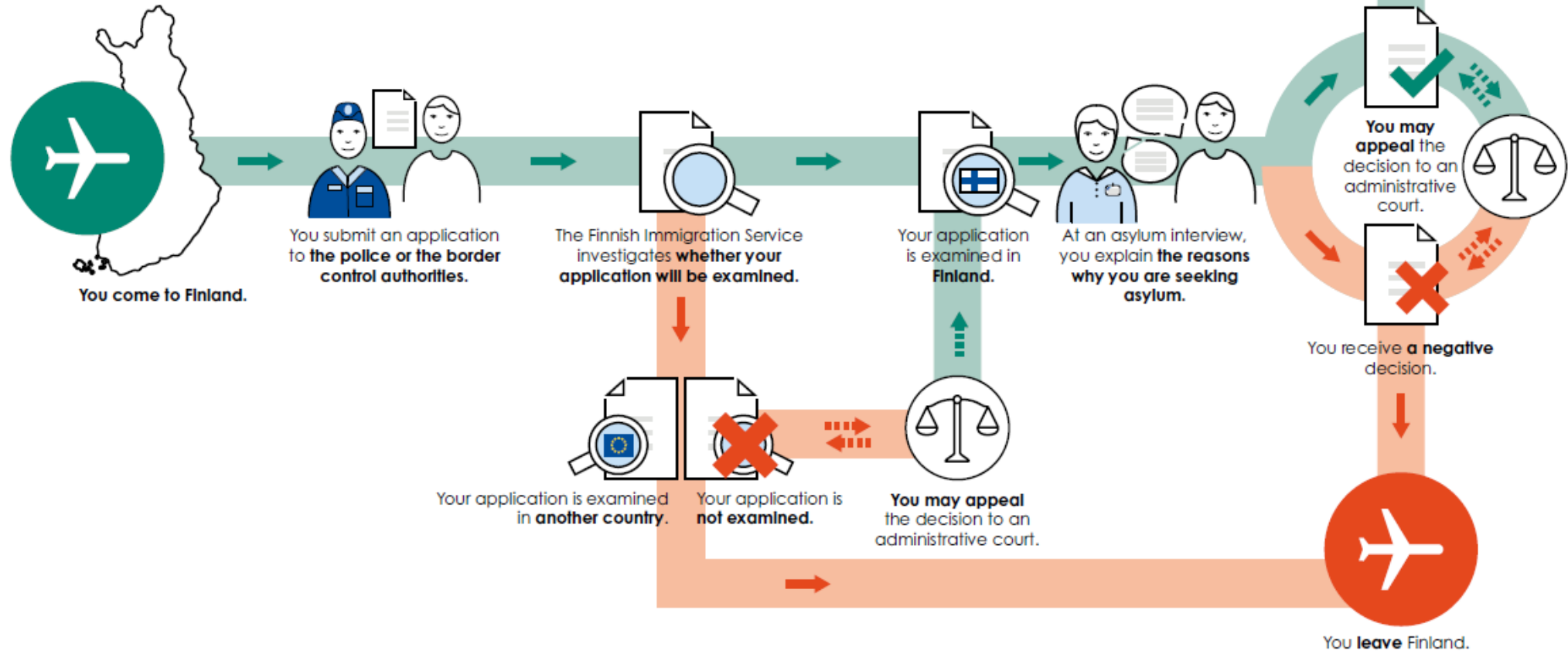


Maahanmuuttovirasto  
Migrationsverket  
Finnish Immigration Service



ASYLUM, MIGRATION AND  
INTEGRATION FUND  
Supported by the European Union

## Applying for asylum in Finland



## First the Finnish Immigration Service will investigate whether your application will be examined in Finland.

- The member states of the European Union as well as Norway, Iceland and Liechtenstein follow the Dublin Regulation. According to the regulation your application can be examined in only one of these countries.
- Another country may be responsible for examining your application, if:
  - you have relatives in another country
  - you have a visa in another country
  - you have previously resided in or passed through other Dublin countries
  - you have applied for asylum in another country.
- The Finnish Immigration Service will ask you these details in an interview. After this it will decide whether you will be transferred to another country.



## The asylum interview

- If your application is processed in Finland you will be invited to an interview. Wait for the invitation patiently. Even though you have arrived in Finland at the same time with another applicant it does not mean that you will receive invitations at the same time.
- **The interview is the most important event in terms of your application.**
- First the interviewer will ask you for your personal details, information about your family members and how you came to Finland.
- Then you can explain why you have fled your home country and why you can not return there.
- Prepare yourself for the interview: bring with you all documents related to your application.
- If you wish, you can meet a legal counsel before your interview and ask for advice on your case.



## Practical guidance for the interview

- A reception centre employee will hand you the invitation. Read carefully the invitation letter and the attached instructions. If you are illiterate the employee will read the texts to you.
- The reception centre employee will advise you how to get to the interview location.
- Bring snacks or money for lunch as well as any medication you need during the day.
- The interview may take hours or even the whole day. If it is unfinished the interview can be continued another day.
- At the interview you will be interviewed by a Finnish Immigration Service employee. An interpreter is present. The interpreter may also work through telephone or video connection. **Speak out at once if you do not understand the interpreter or he or she does not understand you.**
- Children are not allowed to attend the interview. If you need child care during your interview ask the reception centre for advice.
- The time of the interview can not be changed. If you fall ill just before the interview inform the reception centre immediately!

## Important to remember at the interview

- Tell the truth.
- Answer the questions presented to you and help clarify things in any way you can. Speak out if you do not understand the questions.
- It is important that you explain all the reasons for your asylum application. You can write the most important things beforehand on a piece of paper, so you will not forget to mention them.
- It may be hard for you to discuss some things but they may be very important for the decision.
- Mention for instance if you have experienced physical, mental or sexual violence or you have been forced to do something against your will.
- Everyone present is under professional secrecy. This means that they may not disclose anything they hear to outsiders.
- The interview is recorded. In addition the interviewer writes a protocol which is inspected at the end of the interview. Then it is signed. You will receive a copy of the protocol.



## Legal aid

- You can obtain a legal counsel at any time during the processing of your application.
- Legal aid is free of charge if your income is low.
- **The legal counsel will help you in legal matters relating to your asylum application.** He or she for example:
  - assists you to prepare for the asylum interview for example by going through your grounds for asylum.
  - may participate in your asylum interview. Discuss the matter with your legal counsel before the interview.
  - can help you submit additional information to the Finnish Immigration Office.
  - draws up the appeal to the Administrative Court if you want to appeal against the decision of the Finnish Immigration Service.




## What to do if you want a legal counsel?

- Tell the reception centre employee that you want a legal counsel. The employee will advise you what to do and where you can get legal aid.
- If necessary an employee will help you contact the legal aid office.
- The legal aid office will appoint a personal legal counsel for you. It may happen that the legal aid office can not sign you as their client. In this case you are advised to obtain a private legal counsel. The reception centre will give you further advice in this situation.

### Important to remember!

- For the first meeting with your legal counsel bring with you your decision for the reception allowance and all the documents related to your asylum application.
- Let your reception centre know who your legal counsel is and notify them if you change counsel.
- If you have problems with your legal counsel ask for advice from the reception centre employees.



## Obligation of secrecy

- All employees who process your case are bound by the obligation of secrecy. This means that they are not allowed to talk to outsiders about anything they hear in their work. They can not disclose any of your information to your family members if you have not given specific permission for this.

## Interpretation

- You have the right to use an interpreter at appointments with authorities. The interpreter may not disclose anything he or she hears at work to outsiders. The interpreter may not comment on the matters interpreted. He or she will only translate what is said from one language to another. The interpreter may sometimes work through telephone or video connection.



## Where to find more information?

- Brochure: Information for asylum seekers
- Brochure: Asylum seeker's right to work
- Brochures on Dublin procedure
- Asylum interview instructions for clients
- The Finnish Immigration Service videos on Youtube
- [migri.fi](https://migri.fi) (Finnish, Swedish, English) and Chatbot Kamu
- the employees of the reception centre
- your legal counsel



## Videos on the asylum process

1. Applying for asylum in Finland
2. On what grounds can you receive a residence permit?
3. Who does what in the asylum process?
4. Legal aid in the asylum process
5. Asylum interview
6. Waiting for the decision
7. Positive decision
8. Negative decision

You can watch the videos in the following languages: Finnish, English, Arabic, Dari, Persian, Turkish, Russian, Somali, Sorani.

Link: [migri.fi/videot-turvapaikanhakijoille](https://migri.fi/videot-turvapaikanhakijoille)



**Maahanmuuttovirasto  
Migrationsverket  
Finnish Immigration Service**



**ASYLUM, MIGRATION  
AND INTEGRATION FUND**

Supported by the European Union

# You can always ask for more information at your own reception centre!

ONE Project January / 2020

Photos: Photo bank of Papunet,  
[papunet.net](http://papunet.net), Kuvako